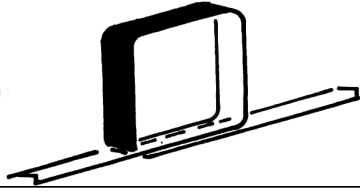
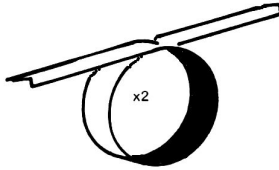


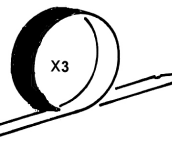
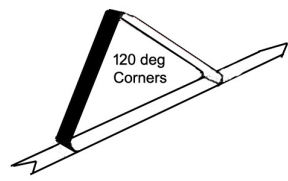


Pick 7 Rules 2020-2021

| |
|--------------------------------|
| Pick 2 Manoeuvres from Group 1 |
| Pick 3 Manoeuvres from Group 2 |
| Pick 1 Manoeuvre from Group 3 |
| Finish with a 3 turn spin |

1. Select 6 manoeuvres from the tables below, 3 upwind, 3 downwind, finish on a 3 turn spin.
2. Manoeuvres can be flown in any order with the constraints in 1 above
3. Pilot or caller must call the name of the manoeuvre to be flown
4. Pilot must call 'Start' and 'End' at the beginning and end of each manoeuvre respectively.

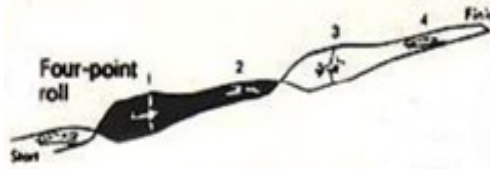

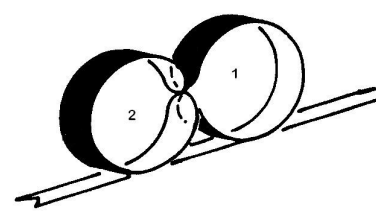
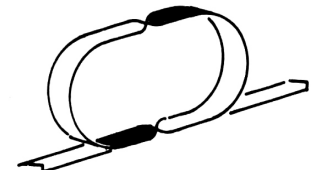
Group 1

| | | |
|--|---|--|
| Square Inside Loop | U |  |
| Two Consecutive Outside loops from top | D |  |
| Straight Inverted | D |  |
| Two Consecutive Rolls | D |  |
| Three Inside Loops | U |  |
| Triangle Loop – Base at bottom | U |  |

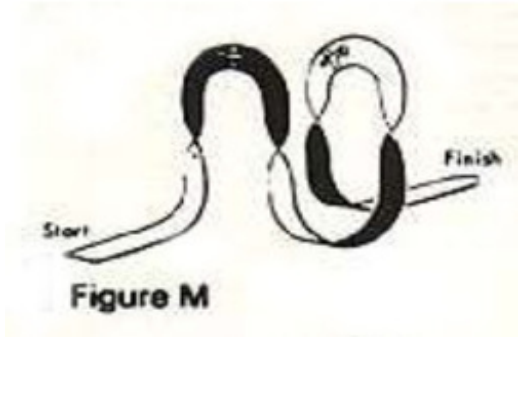
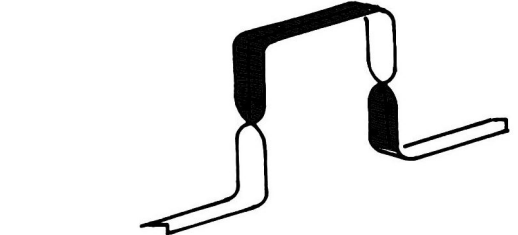
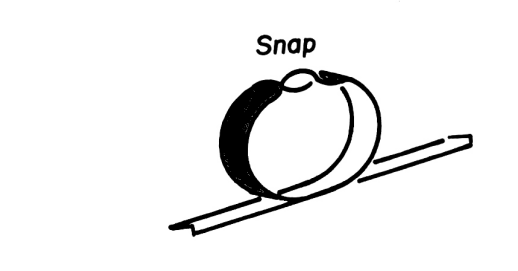
Group 2

| | | |
|---|---|--|
| Slow Roll | D | |
| Three Reverse Outside Loops (from base) | U | |
| Three Horizontal Rolls | D | |
| Stall Turn, 1/4 roll up and down | U | |
| Rolling Eight | U | <p>Start from the Top line. Half rolls performed in the horizontal plane</p> |
| Square Loop on a Corner | U | |

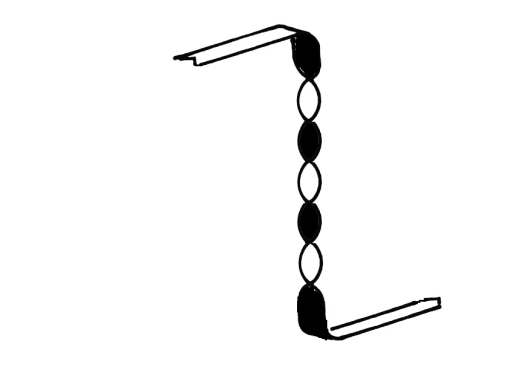


| | | | |
|---------------------------------|---------|---|--|
| Four Point Roll | OR | D |  |
| Eight Point roll | | D |  |
| Cuban Eight with 1/2 rolls | U/ D | |  |
| Double Immelmann with 1/2 rolls | U | |  <p>Note: Half rolls should be performed immediately after the half loop/bunt</p> |

Group 3

| | | |
|---|----------|--|
| <p>Figure M with quarter rolls</p> | <p>U</p> |  <p>The diagram shows a ribbon starting from the bottom left, moving up and over to form a loop, then down and over to form a second loop, and finally down to the bottom right. The start and finish points are indicated by arrows and labels.</p> |
| <p>Top Hat with 1/2 rolls up and down</p> | <p>U</p> |  <p>The diagram shows a ribbon starting from the bottom left, moving up and over to form a loop, then down and over to form a second loop, and finally down to the bottom right.</p> |
| <p>Avalanche</p> | <p>U</p> |  <p>The diagram shows a ribbon starting from the bottom left, moving up and over to form a loop, then down and over to form a second loop, and finally down to the bottom right. The word 'Snap' is written above the loops.</p> |

Finish

| | | |
|--------------------|----------|--|
| <p>3 Turn Spin</p> | <p>U</p> |  <p>The diagram shows a ribbon starting from the bottom left, moving up and over to form a loop, then down and over to form a second loop, and finally down to the bottom right.</p> |
|--------------------|----------|--|



PICK7 SCHEDULE JUDGING SHEET Pro-forma

Pilot

Judge

Location

Date

| | | | Flight 1 | Flight 2 | Flight 3 |
|--------------|-----------------------|------------|-----------|----------|----------|
| U/D | Schedule | Group | Score /10 | Score/10 | Score/10 |
| | Take off (not scored) | | | | |
| Upwind | | | | | |
| Downwind | | | | | |
| Upwind | | | | | |
| Downwind | | | | | |
| Upwind | | | | | |
| Downwind | | | | | |
| Upwind | 3 Turn Spin | N/A | | | |
| | Landing (not scored) | | | | |
| Total | | | | | |

Note: Manoeuvres must be selected from the 2020 Pick 7 rules document and entered (with Group) in the Schedule. Ensure that the correct mix of Group manoeuvres has been used.